

# Exploring Vertical Lines of Symmetry

1. Tick the shapes that have a vertical line of symmetry.







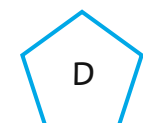



2. Drag a line to add a vertical line of symmetry to each of these shapes.


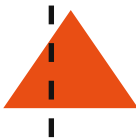




3. Select the correct letter from the drop-down menu to complete the table.

Half of the Shape with a Vertical Line of Symmetry	Completed Shape
	<input type="checkbox"/>
	<input type="checkbox"/>
	<input type="checkbox"/>
	<input type="checkbox"/>



4. Decide if each vertical line of symmetry is correct or incorrect. Then, select your answer from the drop-down menu.



5. Identify this shape from the description.

When I draw a vertical line down the middle of my shape to show its line of symmetry, I create two triangles. What shape did I start with?